

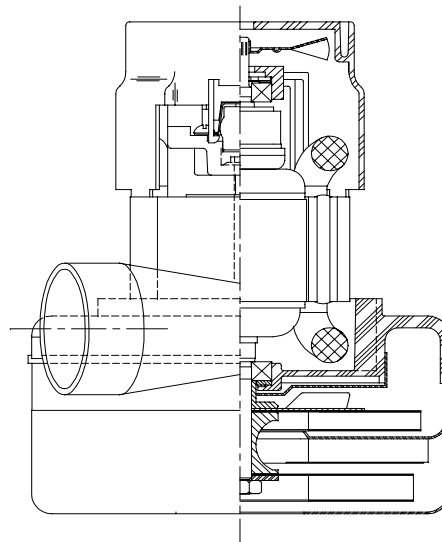


**DESCRIPTION**

- Two stage
- 240 volts
- 5.7"/145 mm diameter
- Double ball bearings
- Single speed
- Tangential bypass discharge
- Thermoset fan end bracket
- Aluminum commutator bracket

**DESIGN APPLICATION**

- Equipment operating in environments requiring separation of working air from motor ventilating air
- Designed to handle clean, dry, filtered air only

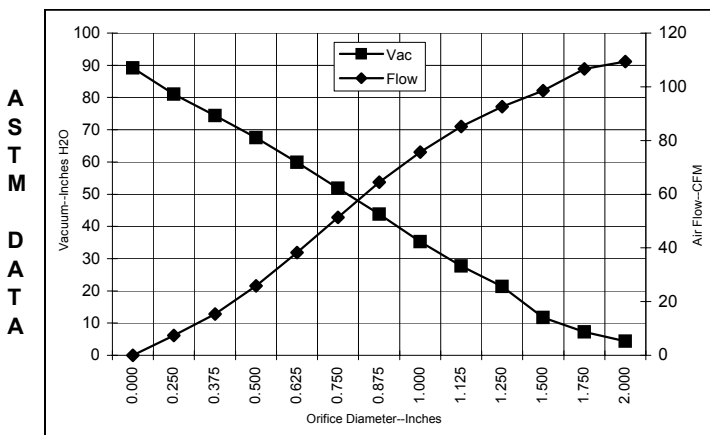


**SPECIAL FEATURES**

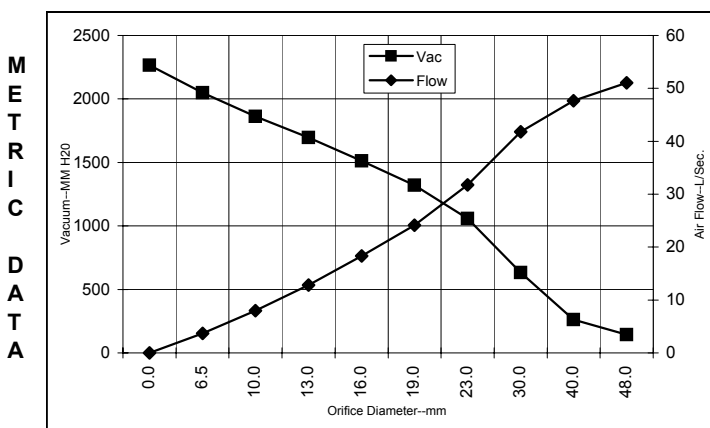
- Suitable for 240 volt AC operation, 50/60 Hz
- UL recognized, category PRGY2 (E47185)
- Provision for grounding
- Skeleton-frame design
- Epoxy painted fan case
- Patented air seal bearing construction. U.S. Patent #4,088,424
- The Lamb Electric vacuum motor line offers a wide range of performance levels to meet design needs

**TYPICAL MOTOR PERFORMANCE.\***

(At 240 volts, 60Hz, test data is corrected to standard conditions of 29.92 Hg, 68° F.)



Orifice (Inches)	Amps	Watts (In)	RPM	Vac (In.H <sub>2</sub> O)	Flow (CFM)	Air Watts
2.000	4.7	1102	19250	4.4	109.4	57
1.750	4.7	1091	19190	7.2	106.7	90
1.500	4.8	1103	19200	11.7	98.6	135
1.250	4.8	1106	19160	21.4	92.6	233
1.125	4.8	1106	19190	27.7	85.2	277
1.000	4.8	1098	19270	35.3	75.7	314
0.875	4.6	1072	19390	43.8	64.5	332
0.750	4.5	1036	19950	51.8	51.4	313
0.625	4.2	985	20630	59.9	38.3	269
0.500	3.9	916	21380	67.5	25.9	205
0.375	3.6	851	22380	74.4	15.4	135
0.250	3.4	801	23340	81.0	7.4	70
0.000	3.2	759	24050	89.2	0.0	0



Orifice (mm)	Amps	Watts (In)	RPM	Vac (mm H <sub>2</sub> O)	Flow (L/Sec)	Air Watts
48.0	4.7	1097	19224	143	51.1	72
40.0	4.7	1099	19197	263	47.7	122
30.0	4.8	1106	19177	632	41.8	257
23.0	4.7	1079	19360	1059	31.8	328
19.0	4.5	1035	19964	1320	24.1	312
16.0	4.2	987	20603	1513	18.3	271
13.0	4.0	923	21305	1695	12.8	211
10.0	3.7	861	22230	1863	8.0	146
6.5	3.4	804	23292	2049	3.7	73
0.0	3.2	759	24050	2266	0.0	0

Note: Metric performance data is calculated from the ASTM data above.

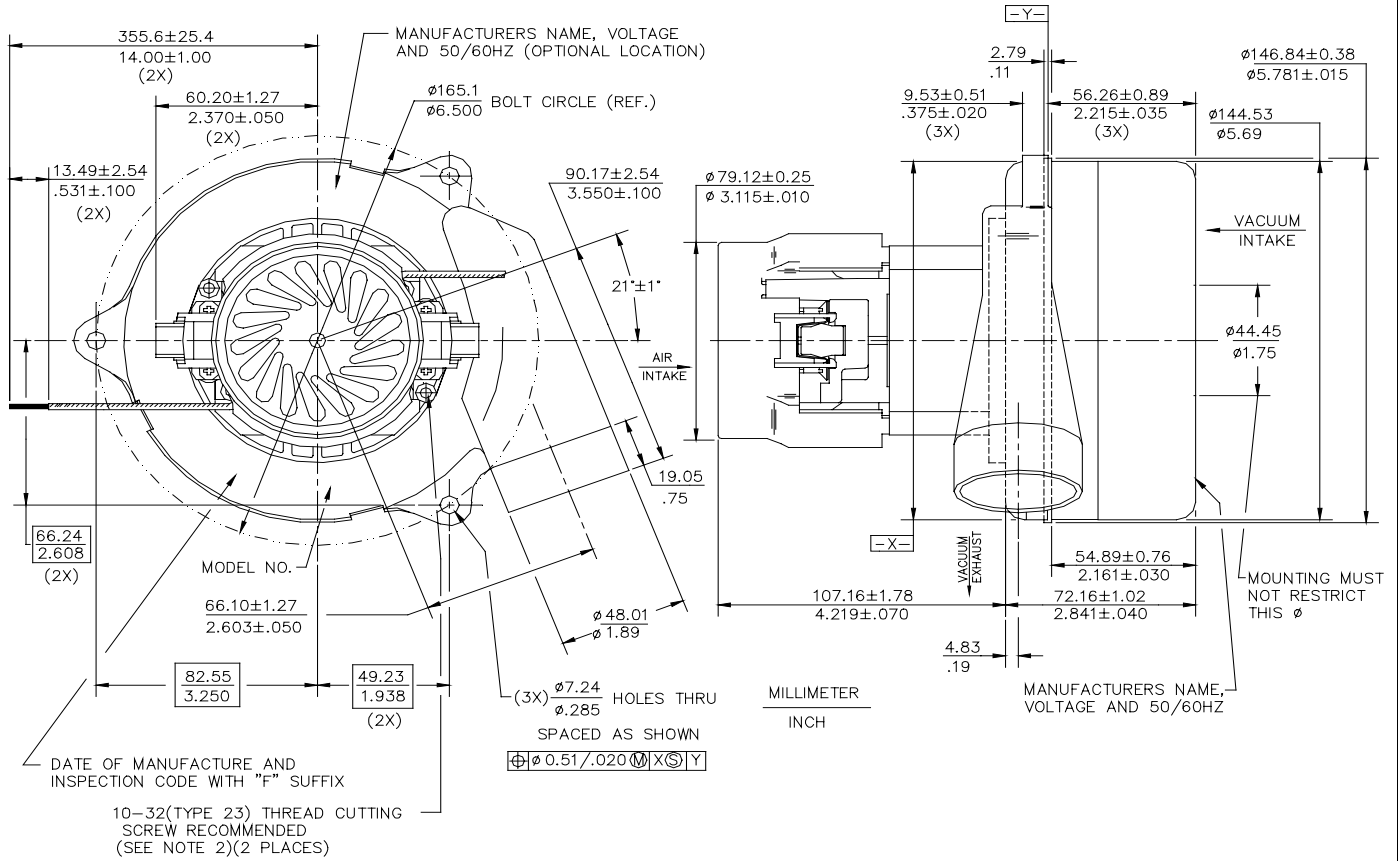
\* Data represents performance of a typical motor sampled from a large production quantity. Individual motor data may vary due to normal manufacturing variations.

Test Specs:	240 volts	Minimum Sealed Vacuum:	88.0"	ORIFICE:	13mm	Minimum Vacuum:	65.0"	Maximum Watts:	1100
-------------	-----------	------------------------	-------	----------	------	-----------------	-------	----------------	------

# DIMENSIONS

**NOTES:**

- LEADS: 18GA STRANDED, LEADS CAN BE ANY COLOR EXCEPT GREEN OR GREEN WITH YELLOW STRIPE.
- GROUNDING OR EARTHING PROVISIONS: USE HOLES AS INDICATED FOR GROUNDING OR EARTHING. REFER TO APPROPRIATE LISTING OR REGULATORY AGENCY FOR PROPER METHOD OF GROUNDING OR EARTHING.



**IMPORTANT NOTE:** Pictorial and dimensional data are subject to change without notice. Contact factory for current revision levels.

**WARNING** - When using AMETEK Lamb Electric bypass motors in machines that come in contact with foam, liquid (including water), or other foreign substances, the machine must be designed and constructed to prevent those substances from reaching the fan system, motor housing, and electrical components. Lamb Electric vacuum motors other than hazardous duty models should not be applied in machines that come in contact with dry chemicals or other volatile materials. Failure to observe these precautions could cause flashing (depending on volatility) or electrical shock which could result in property damage and severe bodily injury, including death in extreme cases. All applications incorporating Lamb Electric motors should be submitted to appropriate organizations or agencies for testing specifically related to the safety of your equipment.

**AMETEK/Lamb Electric Division**  
 627 Lake Street  
 Kent, Ohio 44240  
 U.S.A.  
 Tel: (330) 673-3451  
 Fax: (330) 673-8994

**Ametek GmbH**  
 P. O. Box 1251  
 D-71667 Marbach  
 Germany  
 Phone: + 49-714-484-9512  
 Fax: + 49-714-484-9513

**AMETEK/Singapore Private Limited**  
 10 Ang Mo Kio Street 65  
 # 05-12 Techpoint  
 Singapore 2056  
 Tel: + 65-484-2388  
 Fax: + 65-481-6588