



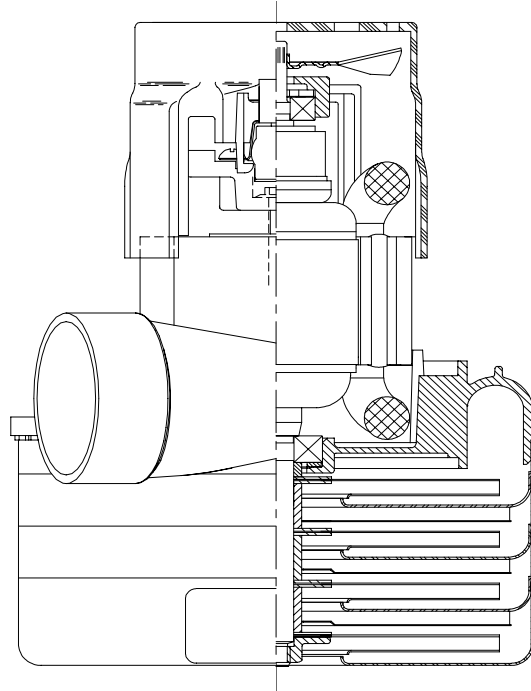
**Model: 122049-00**

**DESCRIPTION**

- Four stage Fan system
- 120 volts
- 5.7"/145 mm diameter
- Double ball bearings
- Single speed
- Tangential bypass discharge

**DESIGN APPLICATION**

- Equipment operating in environments requiring separation of working air from motor ventilating air
- Designed to handle clean, dry, filtered air only

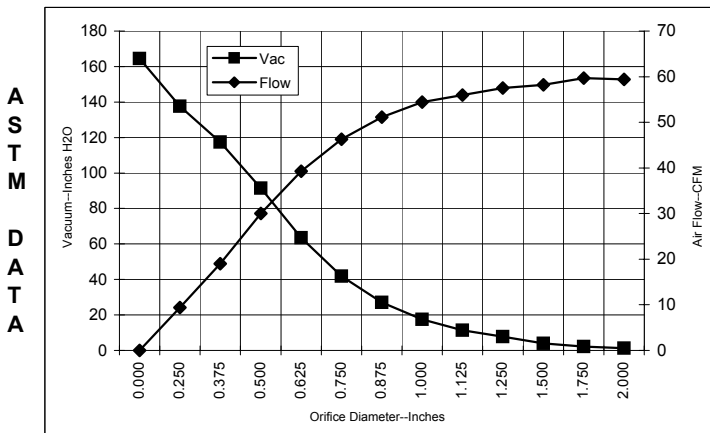


**SPECIAL FEATURES**

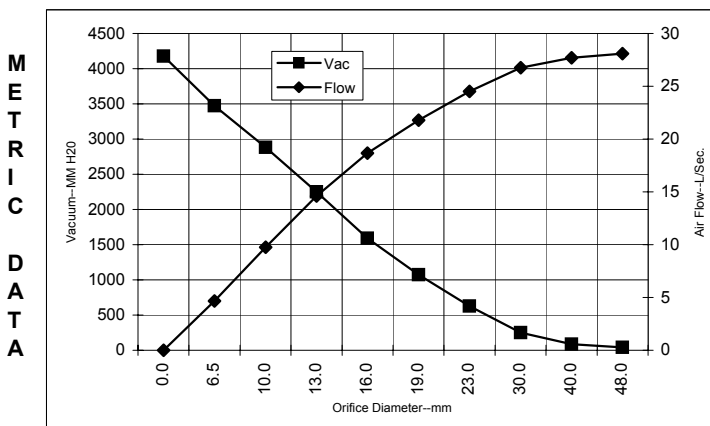
- Suitable for 120 volt AC operation, 50/60 Hz
- UL recognized, category PRGY2 (E47185)
- Provision for grounding
- Open frame design
- Aluminum fan-end bracket designed to dampen vibration and improve durability
- 10 mm shaft and bearing system
- Special fans designed for high pressure/low volume operation
- The Lamb Electric vacuum motor line offers a wide range of performance levels to meet design needs

**TYPICAL MOTOR PERFORMANCE.\***

(At 120 volts, 60Hz, test data is corrected to standard conditions of 29.92 Hg, 68° F.)



Orifice (Inches)	Amps	Watts (In)	RPM	Vac (In.H <sub>2</sub> O)	Flow (CFM)	Air Watts
2.000	10.1	1154	19410	1.3	59.4	9
1.750	10.2	1159	19390	2.2	59.7	15
1.500	10.2	1157	19390	3.9	58.2	27
1.250	10.1	1157	19330	7.8	57.5	53
1.125	10.2	1161	19290	11.4	56.0	75
1.000	10.2	1163	19300	17.5	54.4	112
0.875	10.2	1165	19250	27.1	51.1	163
0.750	10.3	1169	19240	41.8	46.3	227
0.625	10.3	1170	19200	63.5	39.3	293
0.500	10.0	1142	19470	91.4	30.0	322
0.375	9.3	1063	20230	117.4	19.0	261
0.250	8.3	952	21380	137.7	9.4	152
0.000	7.1	822	23040	164.4	0.0	0



Orifice (mm)	Amps	Watts (In)	RPM	Vac (mm H <sub>2</sub> O)	Flow (L/Sec)	Air Watts
48.0	10.1	1156	19401	42	28.1	12
40.0	10.2	1158	19390	87	27.7	23
30.0	10.2	1159	19308	248	26.8	65
23.0	10.2	1165	19263	627	24.5	150
19.0	10.3	1169	19239	1073	21.8	228
16.0	10.3	1170	19202	1591	18.7	290
13.0	10.0	1145	19443	2251	14.6	319
10.0	9.4	1075	20116	2883	9.7	270
6.5	8.3	958	21323	3472	4.7	157
0.0	7.1	822	23040	4176	0.0	0

Note: Metric performance data is calculated from the ASTM data above.

\* Data represents performance of a typical motor sampled from a large production quantity. Individual motor data may vary due to normal manufacturing variations.

<b>Test Specs:</b>	120 volts	<b>Minimum Sealed Vacuum:</b>	160.0"	<b>ORIFICE:</b>	13mm	<b>Minimum Vacuum:</b>	88.0"	<b>Maximum Watts:</b>	1550
--------------------	-----------	-------------------------------	--------	-----------------	------	------------------------	-------	-----------------------	------

