

LAMB ELECTRIC

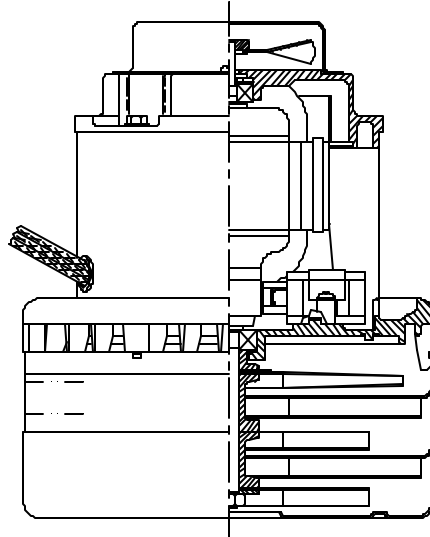
Model: 116139-00

DESCRIPTION

- Three stage
- 240 volts
- 7.2"/183 mm diameter
- Double ball bearings
- Single speed
- Peripheral bypass discharge
- Aluminum fan end bracket
- Aluminum top bracket

DESIGN APPLICATION

- Equipment operating in environments requiring separation of working air from motor ventilating air
- Designed to handle clean, dry, filtered air only



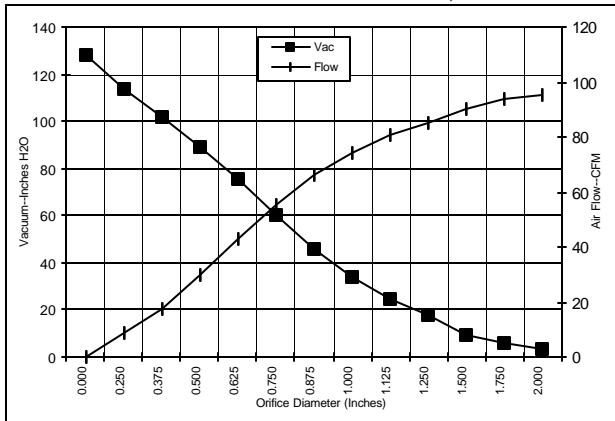
SPECIAL FEATURES

- Suitable for 240 volt AC operation, 50/60 Hz
- UL recognized, category PRGY2 (E47185)
- Provision for grounding
- The Lamb Electric vacuum motor line offers a wide range of performance levels to meet design needs

TYPICAL MOTOR PERFORMANCE.*

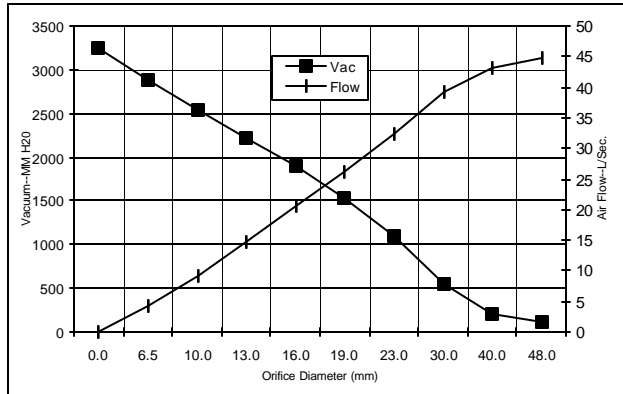
(At 240 volts, 60Hz, test data is corrected to standard conditions of 29.92 Hg, 68° F.)

ASTM DATA



Orifice (Inches)	Amps	Watts (In)	RPM	Vac (In.H ₂ O)	Flow (CFM)	Air Watts
2.000	6.7	1422	17260	3.3	95.5	37
1.750	6.7	1443	17243	5.5	94.0	61
1.500	6.7	1432	17223	9.7	90.1	103
1.250	6.8	1446	17080	18.0	85.4	181
1.125	6.8	1450	17056	24.9	81.0	237
1.000	6.8	1460	17046	34.1	74.5	299
0.875	6.8	1441	17053	46.1	66.1	358
0.750	6.7	1427	17230	60.2	55.3	391
0.625	6.5	1378	17600	75.4	42.8	379
0.500	6.0	1290	18233	88.7	29.6	308
0.375	5.5	1185	19193	101.5	17.8	212
0.250	5.0	1097	20173	114.1	8.7	117
0.000	4.6	1005	21063	128.1	0.0	0

METRIC DATA



Orifice (mm)	Amps	Watts (In)	RPM	Vac (mm H ₂ O)	Flow (L/Sec)	Air Watts
48.0	6.7	1431	17253	109	44.8	48
40.0	6.7	1435	17229	215	43.1	90
30.0	6.8	1448	17067	554	39.2	212
23.0	6.8	1446	17051	1095	32.2	343
19.0	6.7	1426	17237	1537	26.0	391
16.0	6.5	1380	17585	1900	20.4	379
13.0	6.1	1299	18170	2219	14.6	315
10.0	5.6	1201	19049	2529	9.2	226
6.5	5.1	1101	20124	2882	4.3	122
0.0	4.6	1005	21063	3254	0.0	0

Note: Metric performance data is calculated from the ASTM data above.

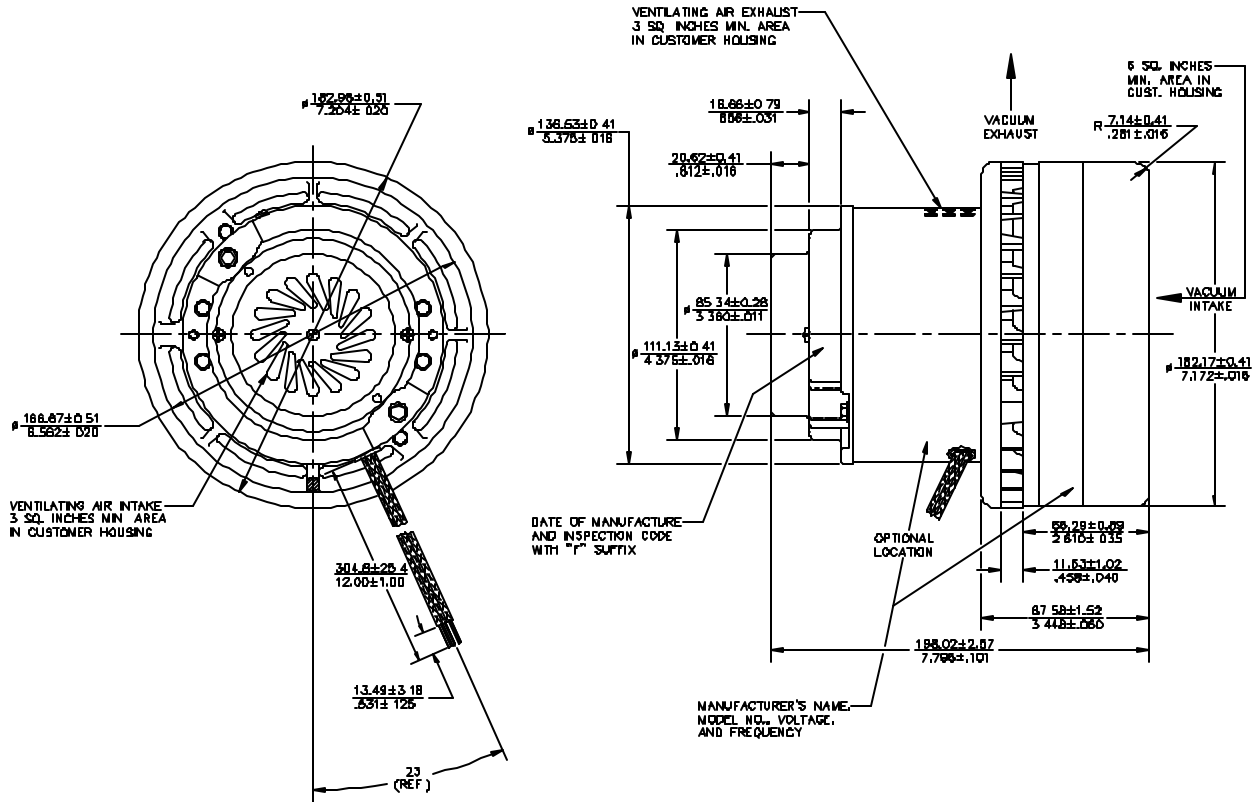
* Data represents performance of a typical motor sampled from a large production quantity. Individual motor data may vary due to normal manufacturing variat

Test Specs:	220 volts	Minimum Sealed Vacuum:	105.0"	ORIFICE:	7/8"	Minimum Vacuum:	35.0"	Maximum Watts:	1100
-------------	-----------	------------------------	--------	----------	------	-----------------	-------	----------------	------

DIMENSIONS

NOTES:

1 LEADS: POWER: #18 GA, ONE BLACK, ONE WHITE
GROUND: #18 GA, GREEN WITH YELLOW STRIPE



IMPORTANT NOTE: Pictorial and dimensional data are subject to change without notice. Contact factory for current revision levels.

WARNING - When using AMETEK Lamb Electric bypass motors in machines that come in contact with foam, liquid (including water), or other foreign substances, the machine must be designed and constructed to prevent those substances from reaching the fan system, motor housing, and electrical components. Lamb Electric vacuum motors other than hazardous duty models should not be applied in machines that come in contact with dry chemicals or other volatile materials. Failure to observe these precautions could cause flashing (depending on volatility) or electrical shock which could result in property damage and severe bodily injury, including death in extreme cases. All applications incorporating Lamb Electric motors should be submitted to appropriate organizations or agencies for testing specifically related to the safety of your equipment.

AMETEK/Lamb Electric Division
627 Lake Street
Kent, Ohio 44240
U.S.A.
Tel: (330) 673-3451
Fax: (330) 673-8994

Ametek GmbH
Weilimdorfer Str. 47
D-70825 Korntal-Munchingen
Germany
Phone: + 49-711-838-7876
Fax: + 49-711-838-7862

AMETEK/Singapore Private Limited
10 Ang Mo Kio Street 65
05-12 Techpoint
Singapore 2056
Tel: + 65-484-2388
Fax: + 65-481-6588