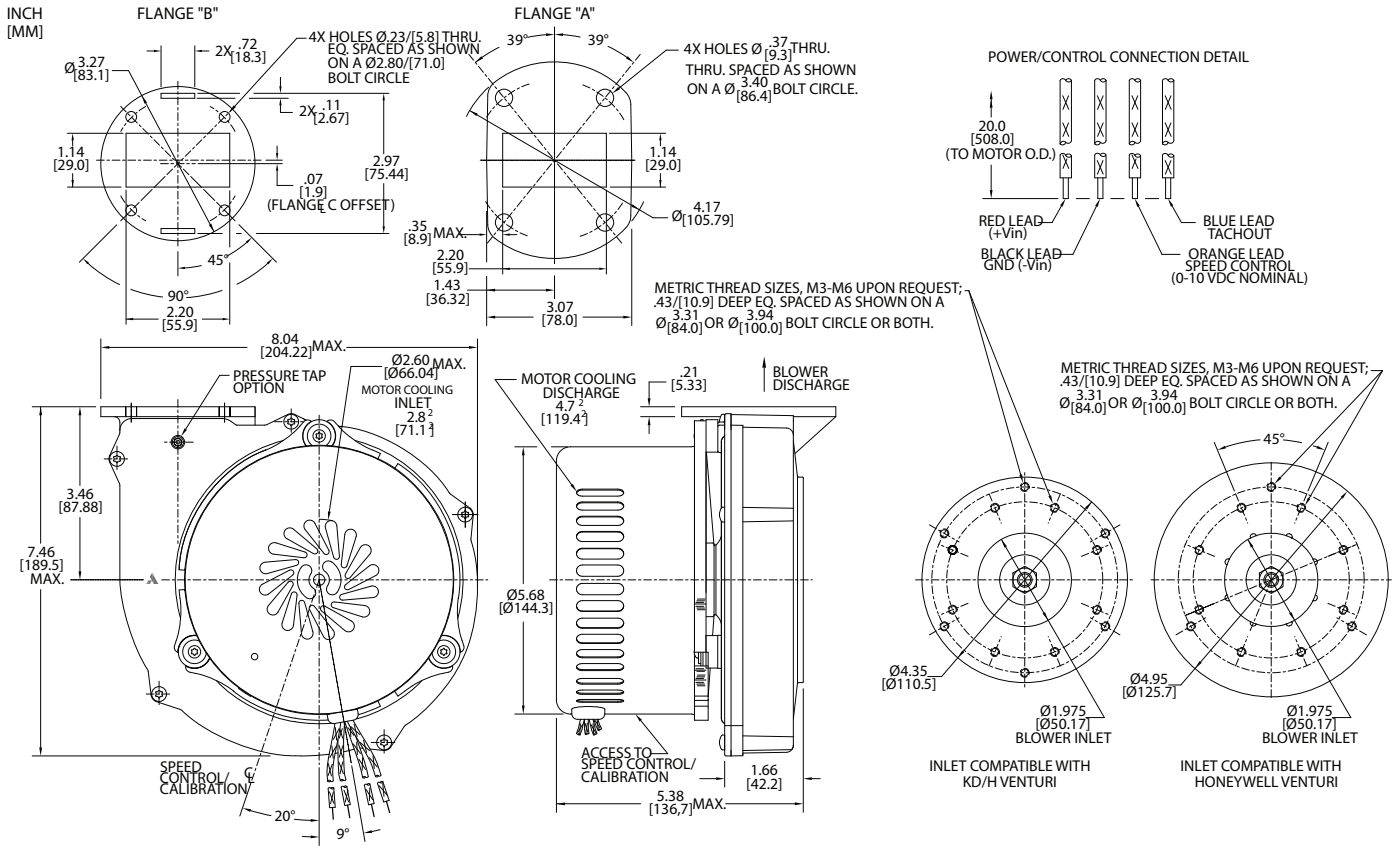


# High Voltage Brushless DC Blowers

## Nautilair (TM) 7.6" (193mm) Variable Speed Blower

12/24 VDC Input, Standard Output

# Nautilair



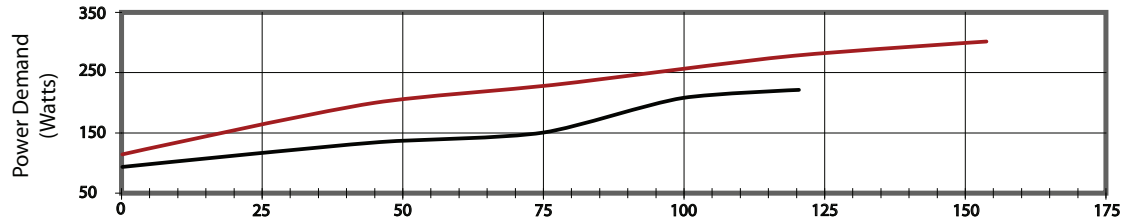
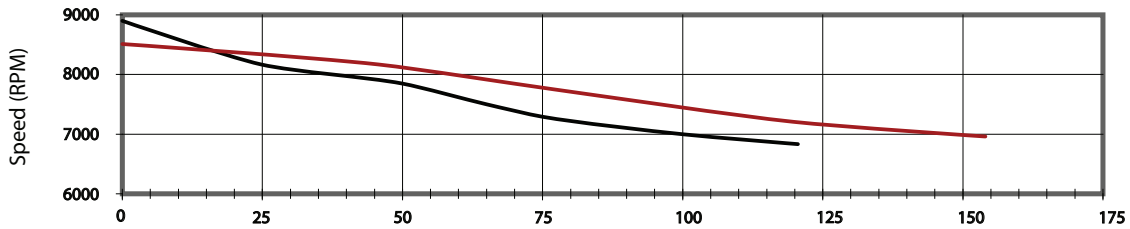
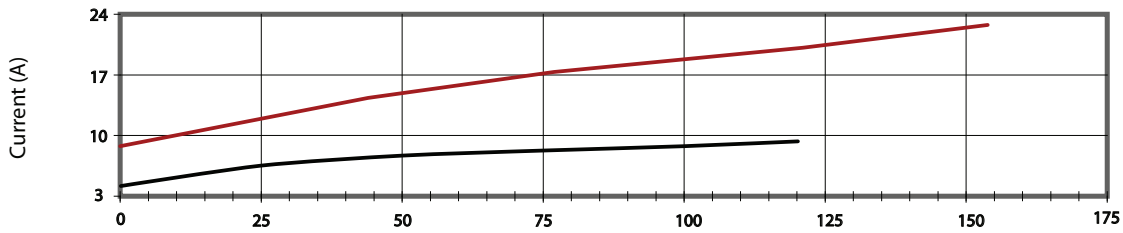
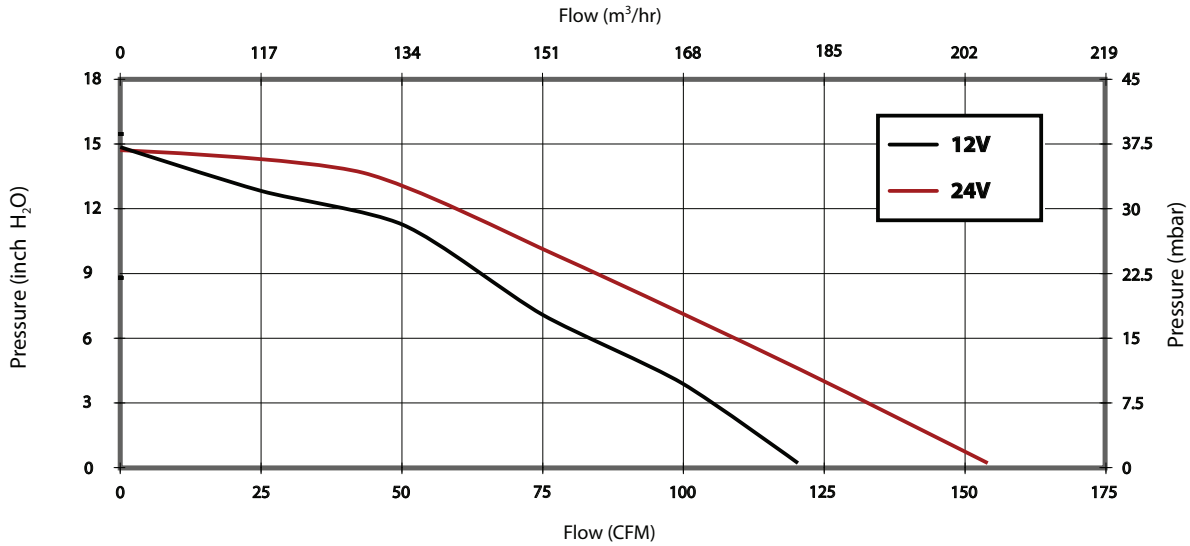
		Part/ Model Number				
Specification	Units	150186	150180	150181	150184	150185
Voltage	VDC	12	24	24	24	24
Flange Type	-	Large "A"	Large "A"	Large "A"	Small "B"	Small "B"
Speed Control	-	Mechanical	Mechanical	Electronic	Mechanical	Electronic

### Notes:

- Input Voltage Range:** 12 or 24 Volts DC
  - Operating Temperature (Ambient Air and Working Air):** -25°C to 50°C
  - Storage Temperature:** -40°C to 85°C
  - Dielectric Testing:** 500 Volts AC RMS 50/60 Hz applied for one second between input pins and ground, 1mA leakage maximum.
  - Speed Control Methods:** 0 to 10 VDC speed control.  
Mechanical: A potentiometer is available for speed control of the blower. The potentiometer can be preset for a specific speed. Access for speed adjustment located in motor housing.
  - Approximate Weight:** 4.8 Lbs. / 2.2 Kg
  - Design Features:** Designed to provide variable airflow for low NOx & CO emission in high efficiency gas fired combustion systems. Built with non-sparking materials. Blower housing assembly constructed of die cast aluminum. Impeller constructed from hardened aluminum. Rubber isolation mounts built into blower construction to dampen vibration within the motor. Two piece blower housing assembly sealed with O-ring gasket for combustion applications. Customer is responsible to check for any leakage once the blower is installed into the final application.
  - Miscellaneous:** Blower inlet, discharge, and all motor cooling inlet and discharge vents must not be obstructed. Motor ventilation air to be free of oils and other foreign particles, (i.e. breathing quality air). Blower to be mounted so ventilation air cannot be re-circulated.
- POWER/CONTROL CONNECTION:** Stripped wire leads.

This document is for informational purposes only and should not be considered as a binding description of the products or their performance in all applications. The performance data on this page depicts typical performance under controlled laboratory conditions. AMETEK is not responsible for blowers driven beyond factory specified speed, temperature, pressure, flow or without proper alignment. Actual performance will vary depending on the operating environment and application. AMETEK products are not designed for and should not be used in medical life support applications. AMETEK reserves the right to revise its products without notification. The above characteristics represent standard products. For product designed to meet specific applications, contact AMETEK Dynamic Fluid Solutions Sales department.

## Typical Performance



Data presented represents blower performance at STANDARD AIR DENSITY, .075 lb/ft<sup>3</sup> (29.92" Hg, Sea Level, 68° F)  
 Vacuum performance available upon request.

This document is for informational purposes only and should not be considered as a binding description of the products or their performance in all applications. The performance data on this page depicts typical performance under controlled laboratory conditions. AMETEK is not responsible for blowers driven beyond factory specified speed, temperature, pressure, flow or without proper alignment. Actual performance will vary depending on the operating environment and application. AMETEK products are not designed for and should not be used in medical life support applications. AMETEK reserves the right to revise its products without notification. The above characteristics represent standard products. For product designed to meet specific applications, contact AMETEK Dynamic Fluid Solutions Sales department.

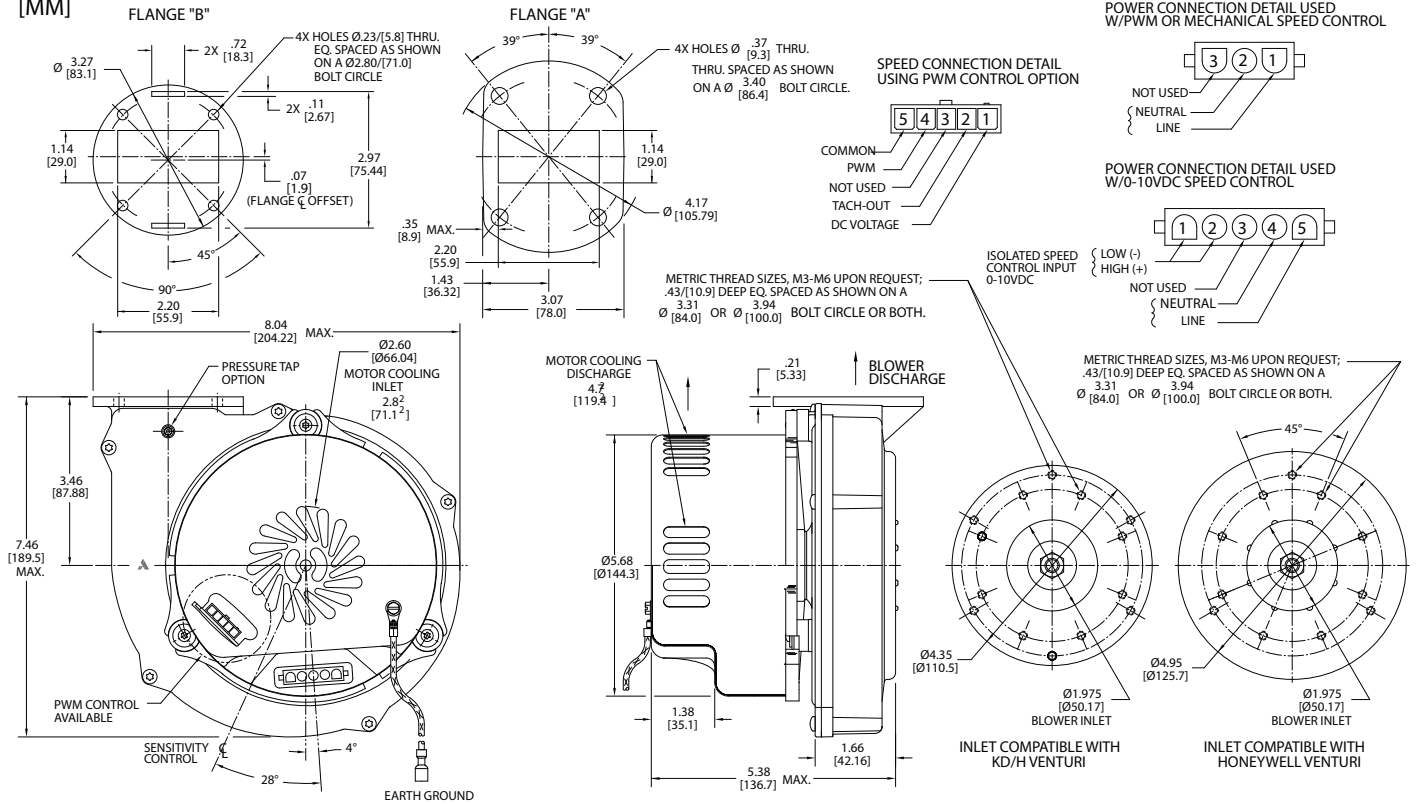
# High Voltage Brushless DC Blowers

## Nautilair (TM) 7.6" (193mm) Variable Speed Blower

120 Volt AC Input, Single Phase, High Output

# Nautilair

INCH  
[MM]



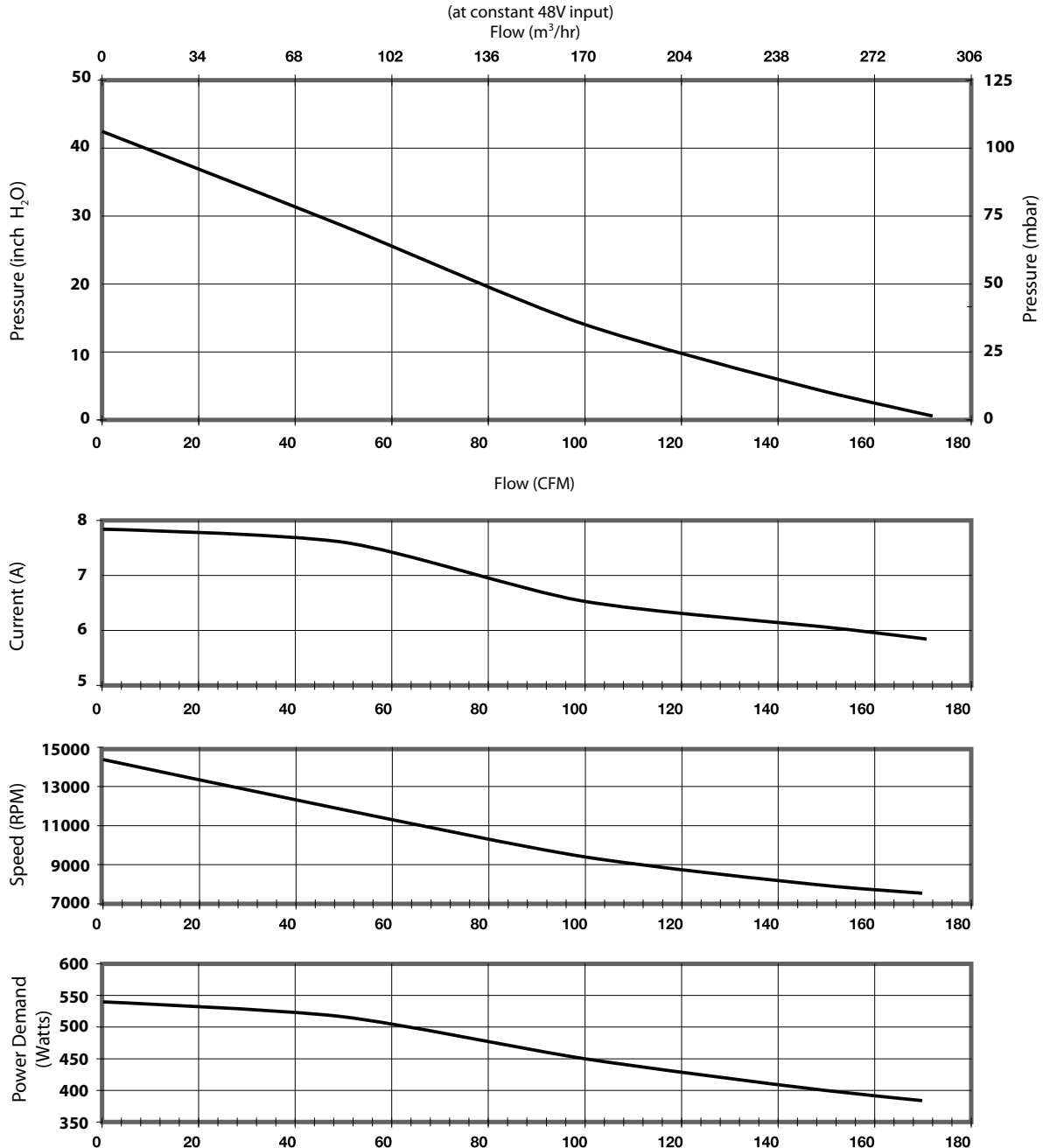
		Part/ Model Number				
Specification	Units	150930	150931	150932	150934	150935
Flange Type	-	Small "B"	Small "B"	Small "B"	Large "A"	Large "A"
Speed Control	-	PWM	0-10 VDC	Mechanical	PWM	0-10 VDC

### Notes:

- **Input Voltage Range:** 108-132 Volts AC RMS, 50/60 Hz, single phase.
  - **Input Current:** 6.5 amps AC RMS
  - **Operating Temperature (Ambient Air and Working Air):** 0°C to 50°C
  - **Storage Temperature:** -40°C to 85°C
  - **Dielectric Testing:** 1500 Volts AC RMS 60 Hz applied for one second between input pins and ground, 3mA leakage maximum.
  - **Speed Control Methods:** PWM (Pulse Width Modulation) (1kHz to 10 kHz)  
0 to 10 VDC speed control.  
4-20mA speed control available.  
Mechanical: A potentiometer is available for speed control of the blower. The potentiometer can be preset for a specific speed. Access for speed adjustment located in motor housing.
  - **Approximate Weight:** 4.8 Lbs. / 2.2 Kg.
  - **Option Card available for Customization**
  - **Design Features:** Designed to provide variable airflow for low NOx & CO emission in high efficiency gas fired combustion systems. Built with non-sparking materials. Blower housing assembly constructed of die cast aluminum. Impeller constructed from hardened aluminum. Rubber isolation mounts built into blower construction to dampen vibration within the motor. Two piece blower housing assembly sealed with O-ring gasket for combustion applications. Customer is responsible to check for any leakage once the blower is installed into the final application.
  - **Miscellaneous:** Blower inlet, discharge, and all motor cooling inlet and discharge vents must not be obstructed. Motor ventilation air to be free of oils and other foreign particles, (i.e. breathing quality air). Blower is to be mounted so ventilation air cannot be re-circulated.
  - **POWER CONNECTION (3 CAVITY):** Blower connector, AMP Universal MATE-N-LOK, part no. 350789-1.
  - **POWER CONNECTION (5 CAVITY):** Blower connector, AMP Universal MATE-N-LOK, part no. 640900-1.
  - **SPEED CONNECTION (5 CAVITY):** Blower connector, Molex Mini-Fit Jr., part no. 39-30-3055.
- Mating harnesses available upon request.

This document is for informational purposes only and should not be considered as a binding description of the products or their performance in all applications. The performance data on this page depicts typical performance under controlled laboratory conditions. AMETEK is not responsible for blowers driven beyond factory specified speed, temperature, pressure, flow or without proper alignment. Actual performance will vary depending on the operating environment and application. AMETEK products are not designed for and should not be used in medical life support applications. AMETEK reserves the right to revise its products without notification. The above characteristics represent standard products. For product designed to meet specific applications, contact AMETEK Dynamic Fluid Solutions Sales department.

## Typical Performance



Data presented represents blower performance at STANDARD AIR DENSITY, .075 lb/ft<sup>3</sup> (29.92" Hg, Sea Level, 68° F)  
Vacuum performance available upon request.

*This document is for informational purposes only and should not be considered as a binding description of the products or their performance in all applications. The performance data on this page depicts typical performance under controlled laboratory conditions. AMETEK is not responsible for blowers driven beyond factory specified speed, temperature, pressure, flow or without proper alignment. Actual performance will vary depending on the operating environment and application. AMETEK products are not designed for and should not be used in medical life support applications. AMETEK reserves the right to revise its products without notification. The above characteristics represent standard products. For product designed to meet specific applications, contact AMETEK Dynamic Fluid Solutions Sales department.*

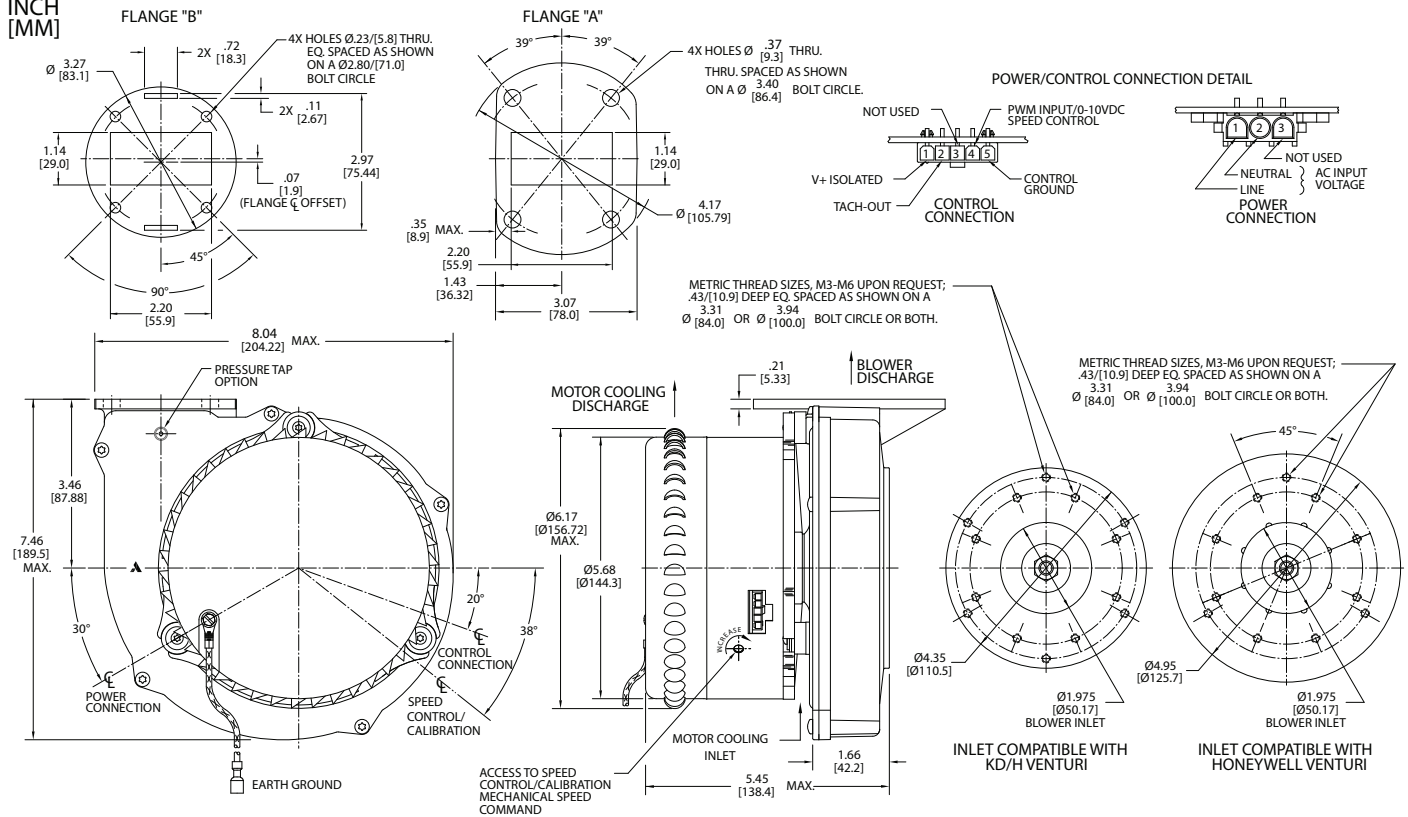
# High Voltage Brushless DC Blowers

## Nautilair (TM) 7.6" (193mm) Variable Speed Blower

120 Volt AC Input, Single Phase, Standard Output Enhanced

# Nautilair

INCH  
[MM]



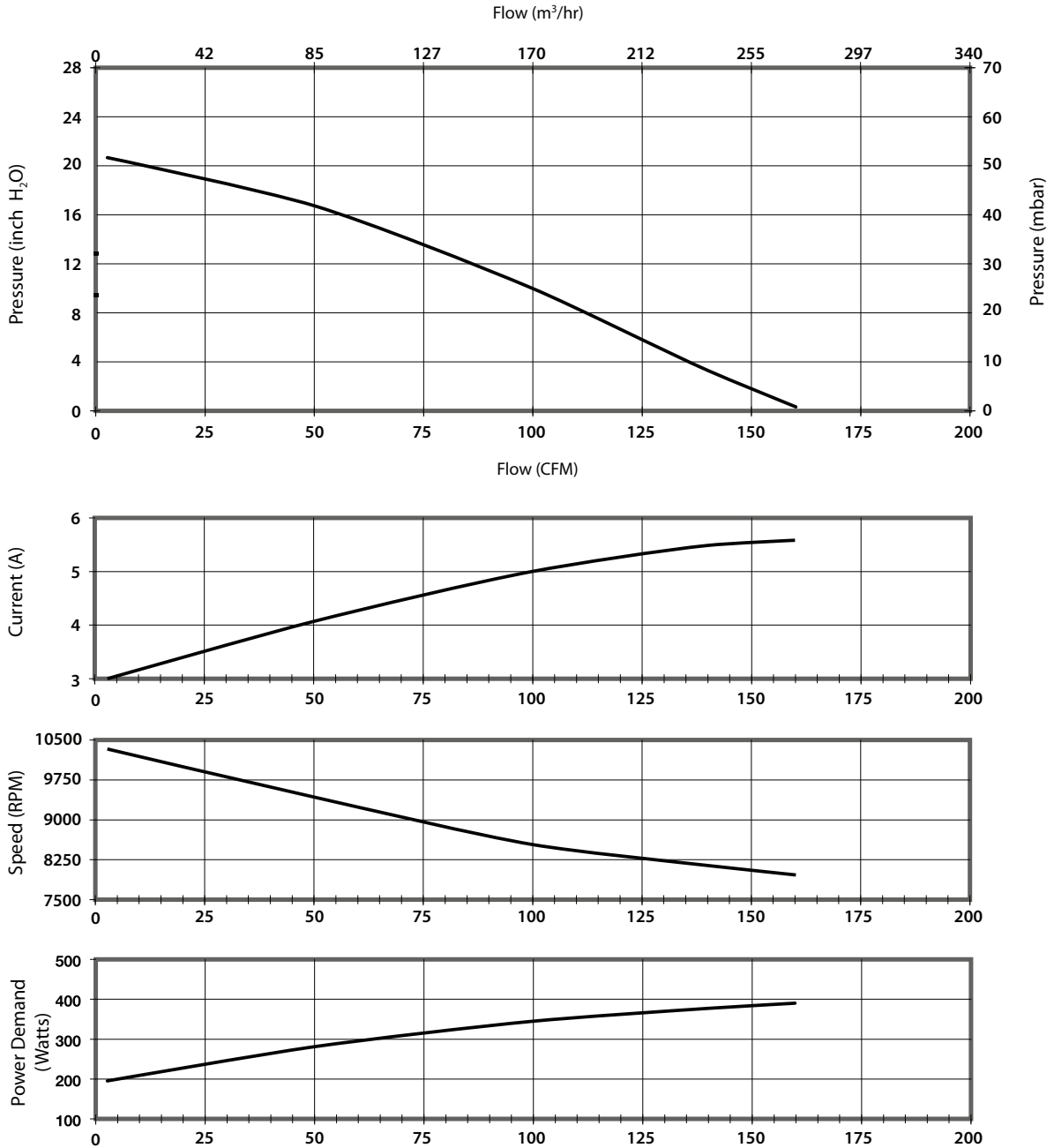
		Part/ Model Number					
Specification	Units	150560	150561	150562	150563	150564	150565
Flange Type	-	Large "A"	Large "A"	Large "A"	Small "B"	Small "B"	Small "B"
Speed Control	-	PWM	0-10 VDC	Mechanical	PWM	0-10 VDC	Mechanical

### Notes:

- Input Voltage Range:** 108-132 Volts AC RMS, 50/60 Hz, single phase.
  - Input Current:** 6 amps AC RMS
  - Operating Temperature (Ambient Air and Working Air):** 0°C to 50°C
  - Storage Temperature:** -40°C to 85°C
  - Dielectric Testing:** 1500 Volts AC RMS 60 Hz applied for one second between input pins and ground, 3mA leakage maximum.
  - Speed Control Methods:** PWM (Pulse Width Modulation) (1 kHz to 10 kHz) 0 to 10 VDC speed control.  
Mechanical: A potentiometer is available for speed control of the blower. The potentiometer can be preset for a specific speed. Access for speed adjustment located in motor housing.
  - Approximate Weight:** 4.8 Lbs. / 2.2 Kg
  - Regulatory Agency Certification:** Underwriters Laboratories Inc. UL507 Recognized under File E94403 and compliant under the CE Low Voltage Directive 2006/95/EC.
  - Design Features:** Designed to provide variable airflow for low NOx & CO emission in high efficiency gas fired combustion systems. Built with non-sparking materials. Blower housing assembly constructed of die cast aluminum. Impeller constructed from hardened aluminum. Rubber isolation mounts built into blower construction to dampen vibration within the motor. Two piece blower housing assembly sealed with O-ring gasket for combustion applications. Customer is responsible to check for any leakage once the blower is installed into the final application.
  - Miscellaneous:** Blower inlet, discharge, and all motor cooling inlet and discharge vents must not be obstructed. Motor ventilation air to be free of oils and other foreign particles, (i.e. breathing quality air). Blower is to be mounted so ventilation air cannot be re-circulated.
- POWER CONNECTION:** Blower connector, AMP Universal MATE-N-LOK, part no. 1-350943-0.  
**SPEED CONNECTION:** Blower connector, Molex Mini-Fit Jr., part no. 39-30-3056.  
 Mating harnesses available upon request.

This document is for informational purposes only and should not be considered as a binding description of the products or their performance in all applications. The performance data on this page depicts typical performance under controlled laboratory conditions. AMETEK is not responsible for blowers driven beyond factory specified speed, temperature, pressure, flow or without proper alignment. Actual performance will vary depending on the operating environment and application. AMETEK products are not designed for and should not be used in medical life support applications. AMETEK reserves the right to revise its products without notification. The above characteristics represent standard products. For product designed to meet specific applications, contact AMETEK Dynamic Fluid Solutions Sales department.

## Typical Performance



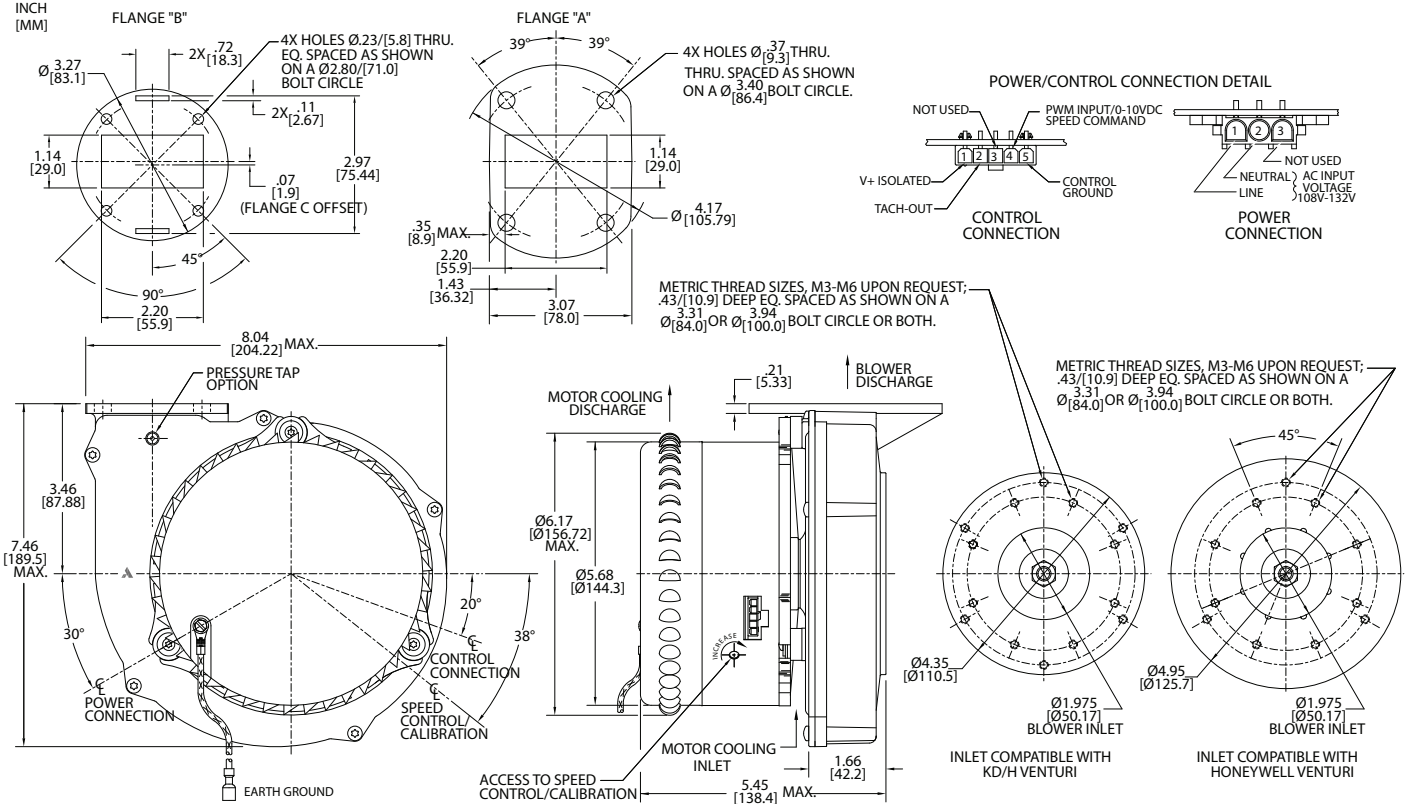
Data presented represents blower performance at STANDARD AIR DENSITY, .075 lb/ft<sup>3</sup> (29.92" Hg, Sea Level, 68° F)  
 Vacuum performance available upon request.

*This document is for informational purposes only and should not be considered as a binding description of the products or their performance in all applications. The performance data on this page depicts typical performance under controlled laboratory conditions. AMETEK is not responsible for blowers driven beyond factory specified speed, temperature, pressure, flow or without proper alignment. Actual performance will vary depending on the operating environment and application. AMETEK products are not designed for and should not be used in medical life support applications. AMETEK reserves the right to revise its products without notification. The above characteristics represent standard products. For product designed to meet specific applications, contact AMETEK Dynamic Fluid Solutions Sales department.*

## High Voltage Brushless DC Blowers

### Nautilair (TM) 7.6" (193mm) Variable Speed Blower

120 Volt AC Input, Single Phase, Standard Output



		Part/ Model Number					
Specification	Units	150500	150501	150502	150503	150504	150505
Flange Type	-	Large "A"	Large "A"	Large "A"	Small "B"	Small "B"	Small "B"
Speed Control	-	PWM	0-10 VDC	Mechanical	PWM	0-10VDC	Mechanical

**Notes:**

- **Input Voltage Range:** 108-132 Volts AC RMS, 50/60 Hz, single phase.
  - **input Current:** 3 amps AC RMS
  - **Operating Temperature (Ambient Air and Working Air):** 0°C to 50°C
  - **Storage Temperature:** -40°C to 85°C
  - **Dielectric Testing:** 1500 Volts AC RMS 60 Hz applied for one second between input pins and ground, 3mA leakage maximum.
  - **Speed Control Methods:** PWM (Pulse Width Modulation) (1kHz to 10 kHz) 0 to 10 VDC speed control.  
Mechanical: A potentiometer is available for speed control of the blower. The potentiometer can be preset for a specific speed. Access for speed adjustment located with motor housing.
  - **Approximate Weight:** 4.8 Lbs. / 2.2 Kg
  - **Regulatory Agency Certification:** Underwriters Laboratories Inc. UL507 Recognized under File E94403 and compliant under the CE Low Voltage Directive 2006/95/EC.
  - **Design Features:** Designed to provide variable airflow for low NOx & CO emission in high efficiency gas fired combustion systems. Built with non-sparking materials. Blower housing assembly constructed of die cast aluminum. Impeller constructed from hardened aluminum. Rubber isolation mounts built into blower construction to dampen vibration within the motor. Two piece blower housing assembly sealed with O-ring gasket for combustion applications. Customer is responsible to check for any leakage once the blower is installed into the final application.
  - **Miscellaneous:** Blower inlet, discharge, and all motor cooling inlet and discharge vents must not be obstructed. Motor ventilation air to be free of oils and other foreign particles (i.e. breathing quality air). Blower to be mounted so ventilation air cannot be re-circulated.
- POWER CONNECTION:** Blower connector, AMP Universal MATE-N-LOK, part no. 1-350943-0.  
**CONTROL CONNECTION:** Blower connector, Molex Mini-Fit Jr., part no. 39-30-3056.  
 Mating harnesses available upon request.

*This document is for informational purposes only and should not be considered as a binding description of the products or their performance in all applications. The performance data on this page depicts typical performance under controlled laboratory conditions. AMETEK is not responsible for blowers driven beyond factory specified speed, temperature, pressure, flow or without proper alignment. Actual performance will vary depending on the operating environment and application. AMETEK products are not designed for and should not be used in medical life support applications. AMETEK reserves the right to revise its products without notification. The above characteristics represent standard products. For product designed to meet specific applications, contact AMETEK Dynamic Fluid Solutions Sales department.*

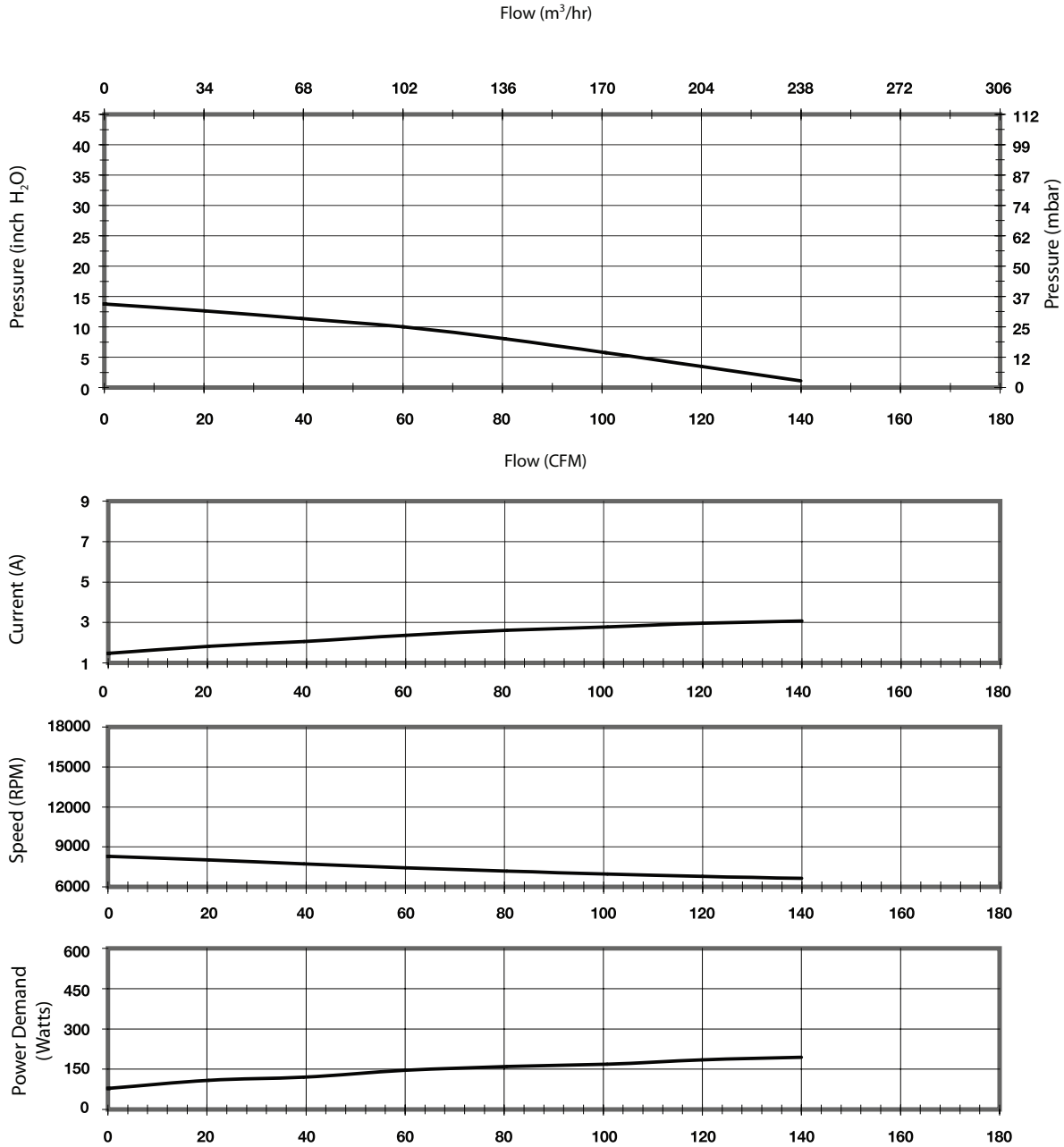
High Voltage Brushless DC Blowers

Nautilair (TM) 7.6" (193mm) Variable Speed Blower

120 Volt AC Input, Single Phase, Standard Output

Nautilair

Typical Performance



Data presented represents blower performance at STANDARD AIR DENSITY, .075 lb/ft³ (29.92" Hg, Sea Level, 68° F)  
 Vacuum performance available upon request.

*This document is for informational purposes only and should not be considered as a binding description of the products or their performance in all applications. The performance data on this page depicts typical performance under controlled laboratory conditions. AMETEK is not responsible for blowers driven beyond factory specified speed, temperature, pressure, flow or without proper alignment. Actual performance will vary depending on the operating environment and application. AMETEK products are not designed for and should not be used in medical life support applications. AMETEK reserves the right to revise its products without notification. The above characteristics represent standard products. For product designed to meet specific applications, contact AMETEK Dynamic Fluid Solutions Sales department.*

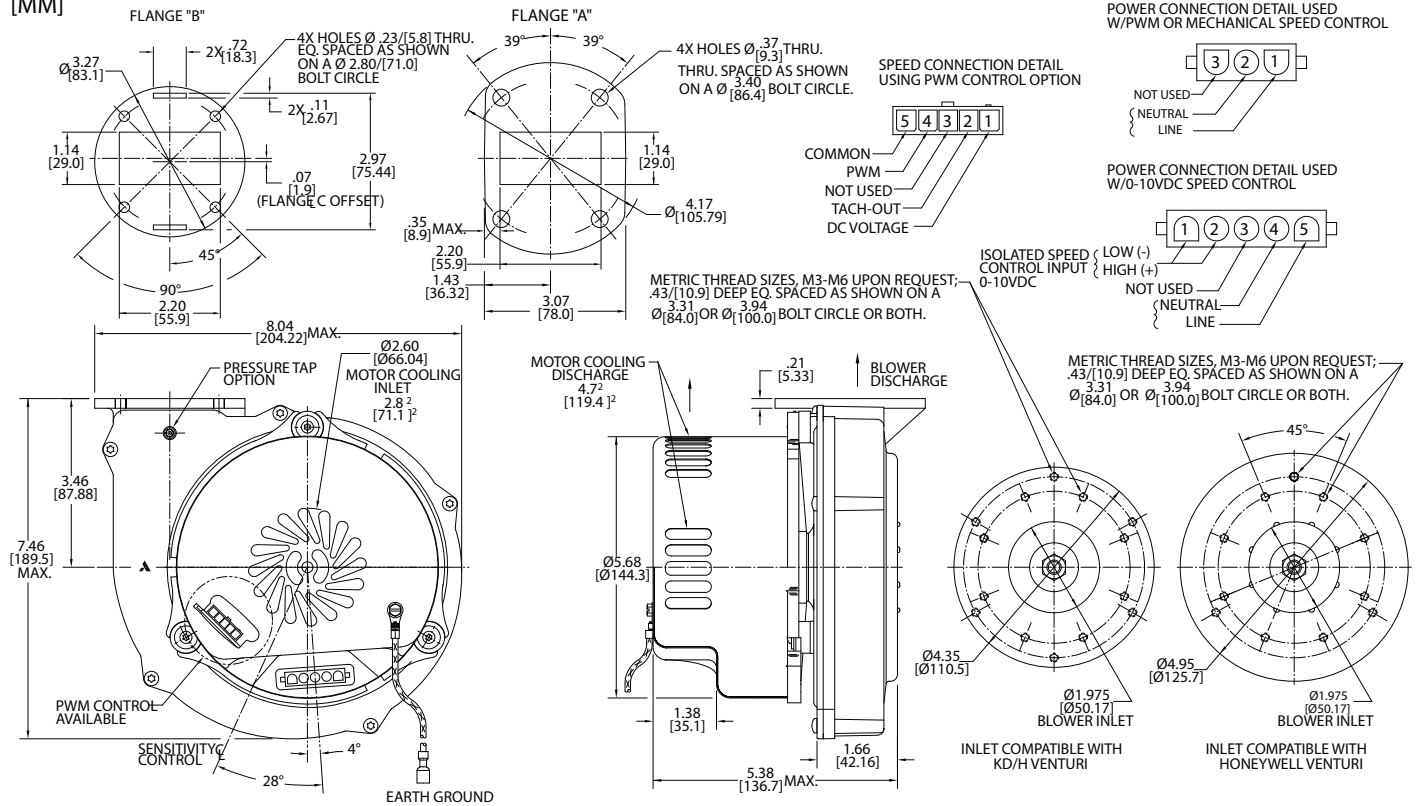


# High Voltage Brushless DC Blowers

## Nautilair (TM) 7.6" (193mm) Variable Speed Blower

240 Volt AC Input, Single Phase, High Output

INCH  
[MM]



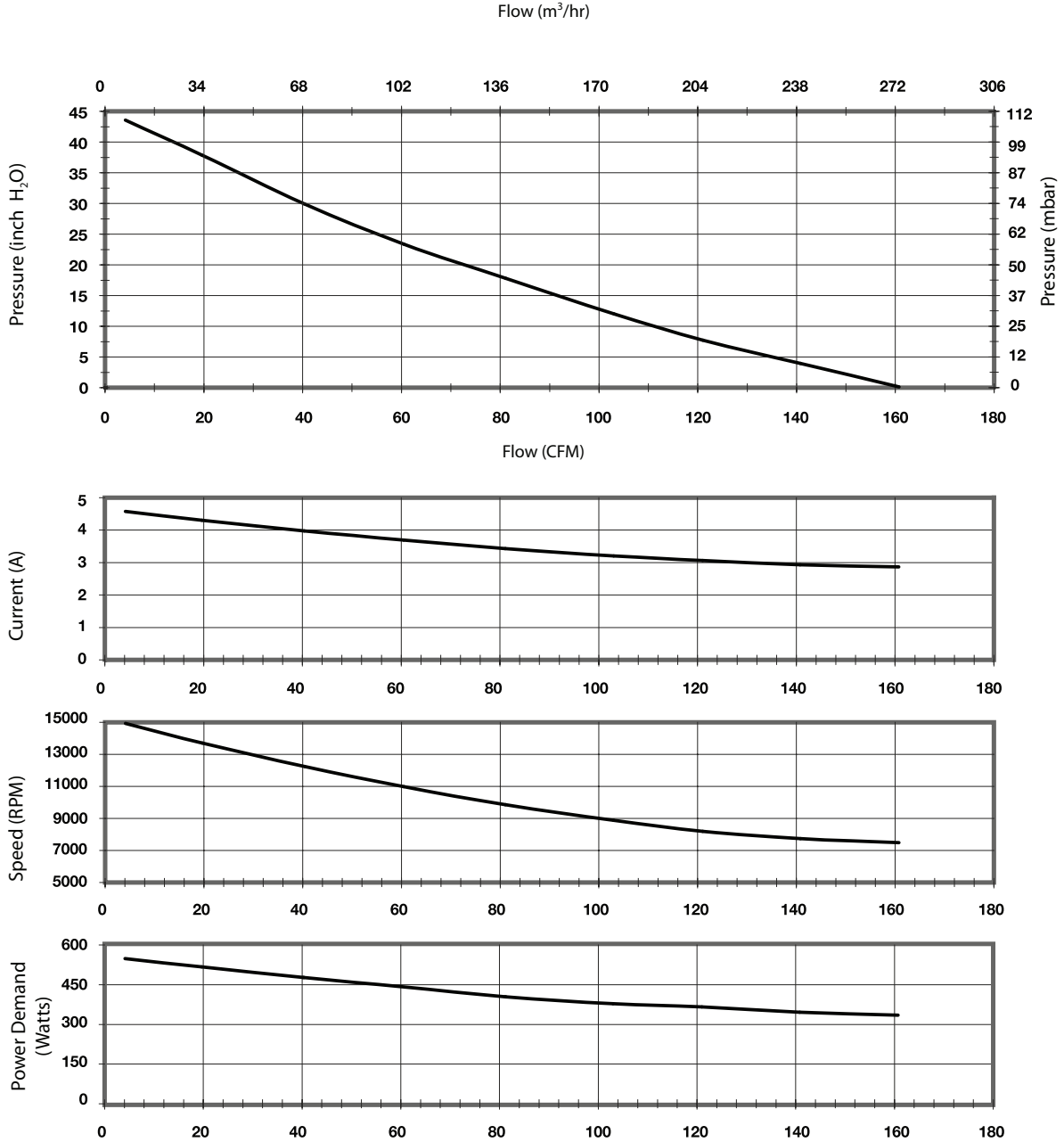
		Part/ Model Number				
Specification	Units	150940	150941	150942	150944	150945
Flange Type	-	Small "B"	Small "B"	Small "B"	Large "A"	Large "A"
Speed Control	-	PWM	0-10 VDC	Mechanical	PWM	0-10 VDC

### Notes:

- **Input Voltage Range:** 216 - 264 Volts AC RMS, 50/60 Hz, single phase.
  - **Input Current:** 3 amps AC RMS
  - **Operating Temperature (Ambient Air and Working Air):** 0°C to 50°C
  - **Storage Temperature:** -40°C to 85°C
  - **Dielectric Testing:** 1800 Volts AC RMS 60 Hz applied for one second between input pins and ground, 3mA leakage maximum.
  - **Speed Control Methods:** PWM (Pulse Width Modulation) (1 kHz to 10 kHz) 0 to 10 VDC speed control.
  - **Mechanical:** A potentiometer is available for speed control of the blower. The potentiometer can be preset for a specific speed. Access for speed adjustment located in motor housing.
  - **4-20mA speed control** available upon request.
  - **Approximate Weight:** 4.8 Lbs. / 2.2 Kg
  - **Option Card available for Customization**
  - **Design Features:** Designed to provide variable airflow for low NOx & CO emission in high efficiency gas fired combustion systems. Built with non-sparking materials. Blower housing assembly constructed of die cast aluminum. Impeller constructed from hardened aluminum. Rubber isolation mounts built into blower construction to dampen vibration within the motor. Two piece blower housing assembly sealed with O-ring gasket for combustion applications. Customer is responsible to check for any leakage once the blower is installed into the final application.
  - **Miscellaneous:** Blower inlet, discharge, and all motor cooling inlet and discharge vents must not be obstructed. Motor ventilation air to be free of oils and other foreign particles, (i.e. breathing quality air). Blower is to be mounted so ventilation air cannot be re-circulated.
- POWER CONNECTION (3 CAVITY):** Blower connector, AMP Universal MATE-N-LOK, part no. 350789-1.  
**POWER CONNECTION (5 CAVITY):** Blower connector, AMP Universal MATE-N-LOK, part no. 640900-1.  
**SPEED CONNECTION (5 CAVITY):** Blower connector, Molex Mini-Fit Jr., part no. 39-30-3055.  
 Mating harnesses available upon request.

This document is for informational purposes only and should not be considered as a binding description of the products or their performance in all applications. The performance data on this page depicts typical performance under controlled laboratory conditions. AMETEK is not responsible for blowers driven beyond factory specified speed, temperature, pressure, flow or without proper alignment. Actual performance will vary depending on the operating environment and application. AMETEK products are not designed for and should not be used in medical life support applications. AMETEK reserves the right to revise its products without notification. The above characteristics represent standard products. For product designed to meet specific applications, contact AMETEK Dynamic Fluid Solutions Sales department.

## Typical Performance



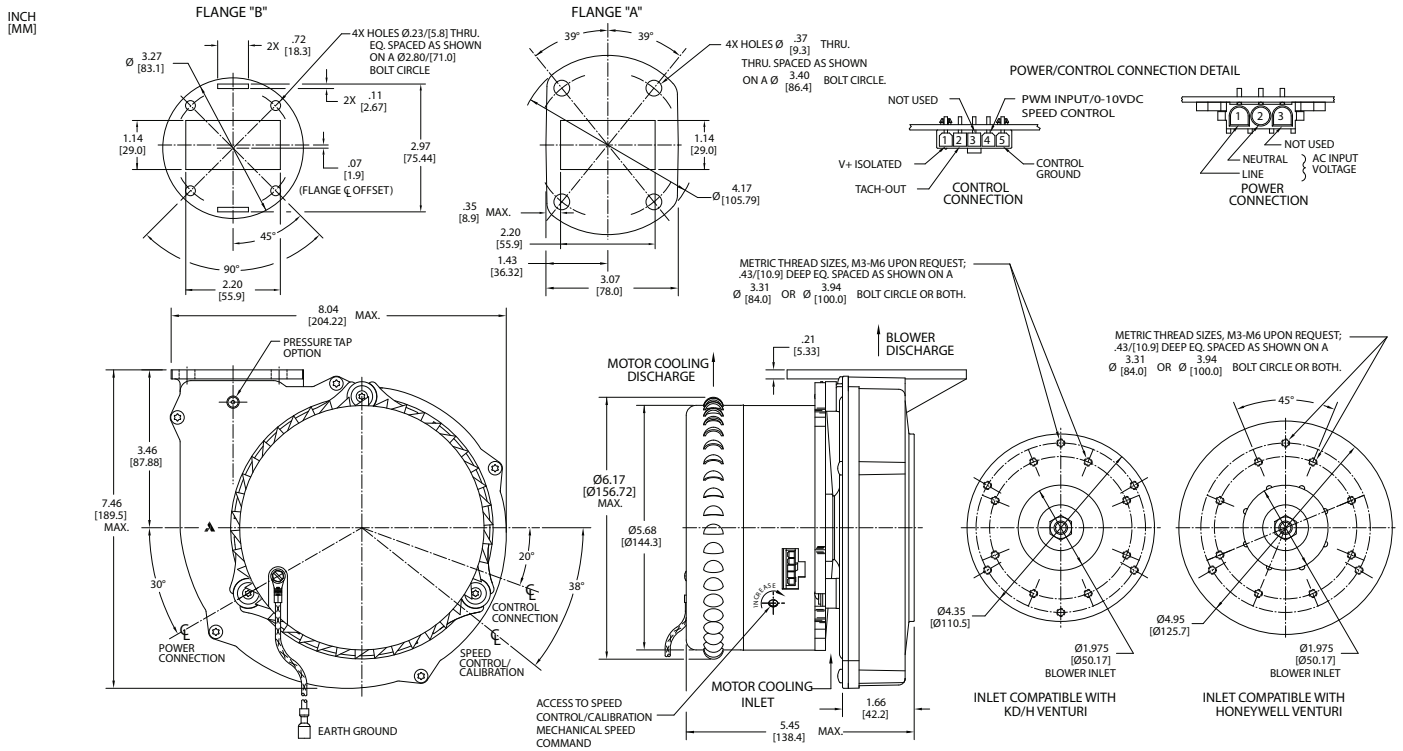
Data presented represents blower performance at STANDARD AIR DENSITY, .075 lb/ft<sup>3</sup> (29.92" Hg, Sea Level, 68° F) Vacuum performance available upon request.

*This document is for informational purposes only and should not be considered as a binding description of the products or their performance in all applications. The performance data on this page depicts typical performance under controlled laboratory conditions. AMETEK is not responsible for blowers driven beyond factory specified speed, temperature, pressure, flow or without proper alignment. Actual performance will vary depending on the operating environment and application. AMETEK products are not designed for and should not be used in medical life support applications. AMETEK reserves the right to revise its products without notification. The above characteristics represent standard products. For product designed to meet specific applications, contact AMETEK Dynamic Fluid Solutions Sales department.*

# High Voltage Brushless DC Blowers

## Nautilair (TM) 7.6" (193mm) Variable Speed Blower

240 Volt AC Input, Single Phase, Standard Output Enhanced



		Part/ Model Number					
Specification	Units	150580	150581	150582	150583	150584	150585
Flange Type	-	Large "A"	Large "A"	Large "A"	Small "B"	Small "B"	Small "B"
Speed Control	-	PWM	0-10 VDC	Mechanical	PWM	0-10 VDC	Mechanical

### Notes:

- **Input Voltage Range:** 216 - 264 Volts AC RMS, 50/60 Hz, single phase.
  - **Input Current:** 3 amps AC RMS
  - **Operating Temperature (Ambient Air and Working Air):** 0°C to 50°C
  - **Storage Temperature:** -40°C to 85°C
  - **Dielectric Testing:** 1800 Volts AC RMS 60 Hz applied for one second between input pins and ground, 3mA leakage maximum.
  - **Speed Control Methods:** PWM (Pulse Width Modulation) (1 kHz to 10 kHz)  
 0 to 10 VDC speed control.  
 Mechanical: A potentiometer is available for speed control of the blower. The potentiometer can be preset for a specific speed. Access for speed adjustment located in motor housing.
  - **Approximate Weight:** 4.8 Lbs. / 2.2 Kg
  - **Regulatory Agency Certification:** Underwriters Laboratories Inc. UL507 Recognized under File E94403 and compliant under the CE Low Voltage Directive 2006/95/EC.
  - **Design Features:** Designed to provide variable airflow for low NOx & CO emission in high efficiency gas fired combustion systems. Built with non-sparking materials. Blower housing assembly constructed of die cast aluminum. Impeller constructed from hardened aluminum. Rubber isolation mounts built into blower construction to dampen vibration within the motor. Two piece blower housing assembly sealed with O-ring gasket for combustion applications. Customer is responsible to check for any leakage once the blower is installed into the final application.
  - **Miscellaneous:** Blower inlet, discharge, and all motor cooling inlet and discharge vents must not be obstructed. Motor ventilation air to be free of oils and other foreign particles, (i.e. breathing quality air). Blower is to be mounted so ventilation air cannot be re-circulated.
- POWER CONNECTION:** Blower connector, AMP Universal MATE-N-LOK, part no. 1-350943-0.  
**SPEED CONNECTION:** Blower connector, Molex Mini-Fit Jr., part no. 39-30-3056.  
 Mating harnesses available upon request.

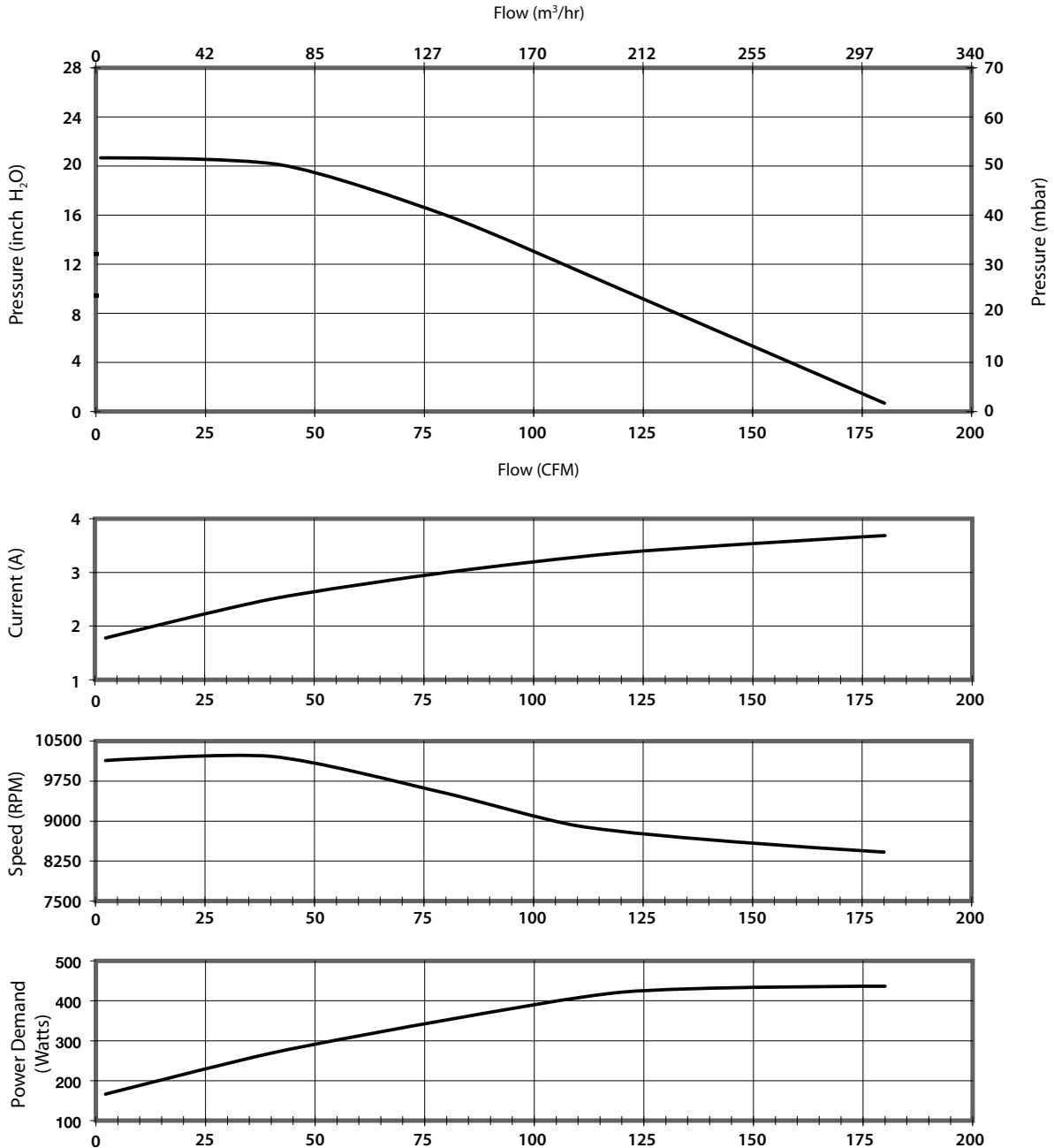
This document is for informational purposes only and should not be considered as a binding description of the products or their performance in all applications. The performance data on this page depicts typical performance under controlled laboratory conditions. AMETEK is not responsible for blowers driven beyond factory specified speed, temperature, pressure, flow or without proper alignment. Actual performance will vary depending on the operating environment and application. AMETEK products are not designed for and should not be used in medical life support applications. AMETEK reserves the right to revise its products without notification. The above characteristics represent standard products. For product designed to meet specific applications, contact AMETEK Dynamic Fluid Solutions Sales department.

## High Voltage Brushless DC Blowers

### Nautilair (TM) 7.6" (193mm) Variable Speed Blower

240 Volt AC Input, Single Phase, Standard Output Enhanced

#### Typical Performance



Data presented represents blower performance at STANDARD AIR DENSITY, .075 lb/ft<sup>3</sup> (29.92" Hg, Sea Level, 68° F)  
 Vacuum performance available upon request.

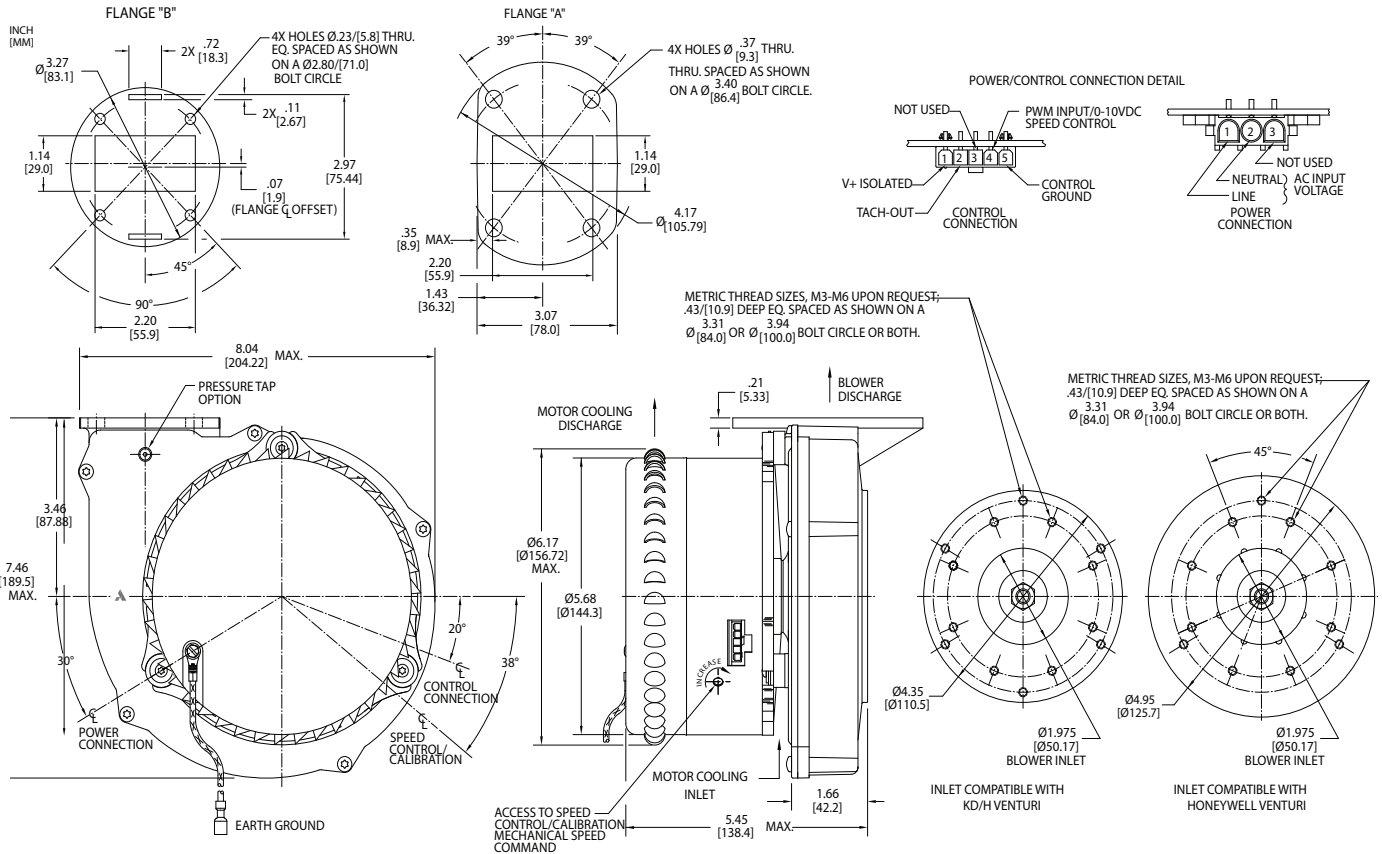
*This document is for informational purposes only and should not be considered as a binding description of the products or their performance in all applications. The performance data on this page depicts typical performance under controlled laboratory conditions. AMETEK is not responsible for blowers driven beyond factory specified speed, temperature, pressure, flow or without proper alignment. Actual performance will vary depending on the operating environment and application. AMETEK products are not designed for and should not be used in medical life support applications. AMETEK reserves the right to revise its products without notification. The above characteristics represent standard products. For product designed to meet specific applications, contact AMETEK Dynamic Fluid Solutions Sales department.*

# High Voltage Brushless DC Blowers

## Nautilair (TM) 7.6" (193mm) Variable Speed Blower

240 Volt AC Input, Single Phase, Standard Output

# Nautilair



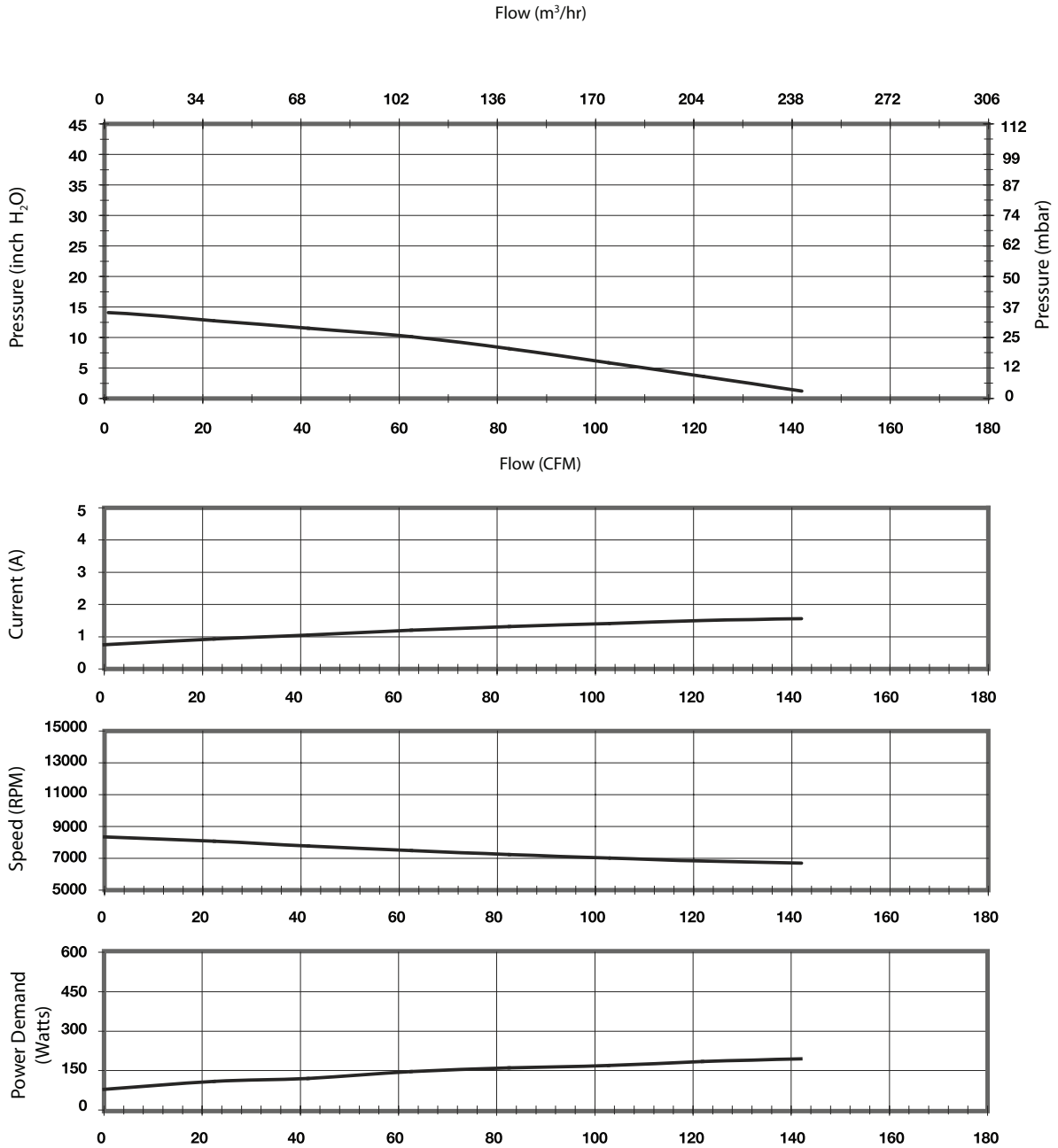
		Part/ Model Number					
Specification	Units	150520-00	150521-00	150522-00	150523-00	150524-00	150525-00
Flange Type	-	Large "A"	Large "A"	Large "A"	Small "B"	Small "B"	Small "B"
Speed Control	-	PWM	0-10 VDC	Mechanical	PWM	0-10 VDC	Mechanical

**Notes:**

- Input Voltage Range:** 216-264 Volts AC RMS, 50/60 Hz, single phase.
  - Input Current:** 2 amps AC RMS
  - Operating Temperature (Ambient Air and Working Air):** 0°C to 50°C
  - Storage Temperature:** -40°C to 85°C
  - Dielectric Testing:** 1800 Volts AC RMS 60 Hz applied for one second between input pins and ground, 3mA leakage maximum.
  - Speed Control Methods:** PWM (Pulse Width Modulation) (1 kHz to 10 kHz) 0 to 10 VDC speed control.
- Mechanical: A potentiometer is available for speed control of the blower. The potentiometer can be preset for a specific speed. Access for speed adjustment located in motor housing.
- Approximate Weight:** 4.8 Lbs. / 2.2 Kg
  - Regulatory Agency Certification:** Underwriters Laboratories Inc. UL507 Recognized under File E94403 and compliant under the CE Low Voltage Directive 2006/95/EC.
  - Design Features:** Designed to provide variable airflow for low NOx & CO emission in high efficiency gas fired combustion systems. Built with non-sparking materials. Blower housing assembly constructed of die cast aluminum. Impeller constructed from hardened aluminum. Rubber isolation mounts built into blower construction to dampen vibration within the motor. Two piece blower housing assembly sealed with O-ring gasket for combustion applications. Customer is responsible to check for any leakage once the blower is installed into the final application.
  - Miscellaneous:** Blower inlet, discharge, and all motor cooling inlet and discharge vents must not be obstructed. Motor ventilation air to be free of oils and other foreign particles, (i.e. breathing quality air). Blower to be mounted so ventilation air cannot be re-circulated.
- POWER CONNECTION:** Blower connector, AMP Universal MATE-N-LOK, part no. 1-350943-0.  
**CONTROL CONNECTION:** Blower connector, Molex Mini-Fit Jr., part no. 39-30-3056.  
 Mating harnesses available upon request.

This document is for informational purposes only and should not be considered as a binding description of the products or their performance in all applications. The performance data on this page depicts typical performance under controlled laboratory conditions. AMETEK is not responsible for blowers driven beyond factory specified speed, temperature, pressure, flow or without proper alignment. Actual performance will vary depending on the operating environment and application. AMETEK products are not designed for and should not be used in medical life support applications. AMETEK reserves the right to revise its products without notification. The above characteristics represent standard products. For product designed to meet specific applications, contact AMETEK Dynamic Fluid Solutions Sales department.

## Typical Performance



Data presented represents blower performance at STANDARD AIR DENSITY, .075 lb./ft<sup>3</sup> (29.92" Hg, Sea Level, 68° F)  
 Vacuum performance available upon request.

*This document is for informational purposes only and should not be considered as a binding description of the products or their performance in all applications. The performance data on this page depicts typical performance under controlled laboratory conditions. AMETEK is not responsible for blowers driven beyond factory specified speed, temperature, pressure, flow or without proper alignment. Actual performance will vary depending on the operating environment and application. AMETEK products are not designed for and should not be used in medical life support applications. AMETEK reserves the right to revise its products without notification. The above characteristics represent standard products. For product designed to meet specific applications, contact AMETEK Dynamic Fluid Solutions Sales department.*